



SNIPPERCLIPS™

CUT IT OUT. TOGETHER!

Friendship pencil toppers

You can share a pair of Ship & Clip pencil toppers with a friend. Put them together to make different shapes, or create your own shapes!
Instructions: *Kids, ask a grown-up to help you!

STEP 1: Choose the set you want, then cut out the characters along the dotted lines.


STEP 2: Wrap Ship's paper tabs around the pencil top (the eraser end, not the pointy end), then secure with a piece of tape.

STEP 3: Do the same with Clip's paper tabs on the second pencil.



STEP 4: Put your pencils together to help Ship & Clip form a shape!





Friend set




Friend set



Friend set



Friend set



Make your own!

